



Netherhall School: KS4 Destination Information

What do we do to ensure suitable and sustained destinations for our students?

Netherhall School has a comprehensive careers programme from year 7 to year 13 including careers events, free access to online careers platforms, opportunities to meet employers, work experience, higher and further education visits, and impartial 1-1 careers guidance. This allows the students access to high quality careers information in order to inform their decisions at key points of their education such as post-16 options.

As well as the careers programme in school, to support students in avoiding NEETs, we:

- Identify any students at risk of NEETs (not in education, employment or training) using the RONI tool.
- All students in year 11 receive an impartial 1-1 career guidance interview from Inspira.
- SEND, CLA and at risk of NEETs students receive two impartial career guidance interviews as well as guidance through PEPs, Annual Reviews etc.
- At risk of NEETs students participate in the Launchpad scheme with Inspira to support them in their application processes to the beginning of their courses to increase the likelihood of sustained destinations.
- Intended destinations are collected by the Careers Lead who then liaises with the pastoral team to ensure they are suitable and to identify any student who needs additional support.
- The pastoral team and teaching staff in school liaise closely with the Head of Sixth Form to ensure students select suitable KS5 options.
- The pastoral team meet with local providers such as Lakes College to discuss key students who may need more support or monitoring initially.
- SEND students have extended transition with support on their chosen pathway in the spring and summer term.
- We hold events in school such as a CV writing workshop and mock interviews to help prepare students for the post-16 process and to build their confidence in such situations.
- Assembly visitors to talk to students from post-16 providers.
- Further Education Fair with representatives from colleges, sixth form, apprenticeships, universities, armed forces and other training providers.
- Students are encouraged throughout school to participate in extracurricular activities to develop their skills outside of lessons such as Duke of Edinburgh, the React Programme and NCS.

Pupil destinations

This data is for pupils who completed key stage 4 in 2019, which is the most recent data available.

	Netherhall School	Local Authority	England
Pupils staying in education or employment for at least 2 terms after key stage 4	97%	95%	94%
Total number of pupils included in destination measures	95	4930	543,029
Pupils staying in education for at least 2 terms after key stage 4	85%	81%	87%
Pupils staying in apprenticeships for at least 6 months after key stage 4	6%	9%	4%
Pupils staying in employment for at least 2 terms after key stage 4	5%	4%	3%
Pupils not staying in education or employment for at least 2 terms after key stage 4	2%	4%	5%
Destination unknown	1%	1%	1%

The data shows that we have a greater number of students sustaining their education or employment destinations when compared with local or national figures.

The pupils staying in education i.e. sixth form, sixth form colleges and further education colleges is higher than the Local Authority figure, and just below the national figure.

The percentage of students remaining in apprenticeships is lower than the rate for the local authority, but higher than the rate nationally. As you will see from the data below, this figure also reflects the number of students we have continuing on to apprenticeships at the end of key stage 4.

The percentage of students not sustaining their education or employment for two terms is less than half that of the Local Authority and Nationally.

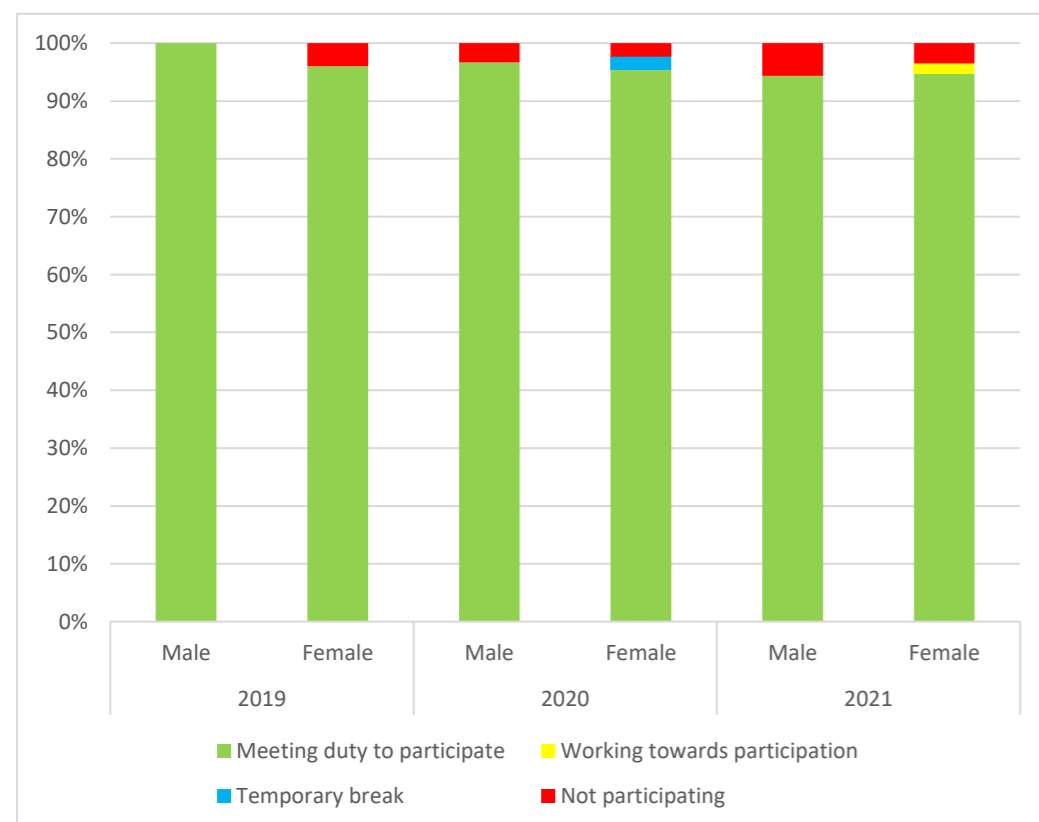
Pupil Activity Survey

Inspira are commissioned by the Local Authority to collate information of where each student from our previous year 11 cohort is attending on 1st November. This is called the Activity Survey, and it shows the post-16 routes of our most recent year 11 cohorts. This provides timely information and data in order to track students annually.

Please see below for further information regarding the destinations of our year 11 students over the last three years:

Three-year trends

	Meeting duty to participate							Working towards	Temporary break	Not participating						
	Sixth Form	Sixth form college	Further education	Full-time training	Apprenticeships	Employment with training	Total	Working towards participation	Total	Temporary break	Total	Employment without training	Not settled (active in the labour market)	Not settled (not active in the labour market)	Activity not established	Total
Netherhall 2021	46.36	0.91	40.91	0.00	3.64	1.82	93.64	0.90	0.90	0.00	0.00	3.64	1.82	0.00	0.00	5.46
Netherhall 2020	47.53	0.00	43.56	0.00	4.95	1.05	97.09	0.00	0.00	0.99	0.99	0.99	1.98	0.00	0.00	2.97
Netherhall 2019	43.16	0.00	46.32	2.11	5.26	1.05	97.9	0.00	0.00	0.00	0.00	1.05	1.05	0.00	0.00	2.10



	2019		2020		2021	
	Netherhall	National	Netherhall	National	Netherhall	National
Meeting duty to participate	97.9	93.7	97.1	93.9	93.6	93.4
Not participating (NEET or employment)	2.1	6.3	2.97	6.1	5.46	6.5

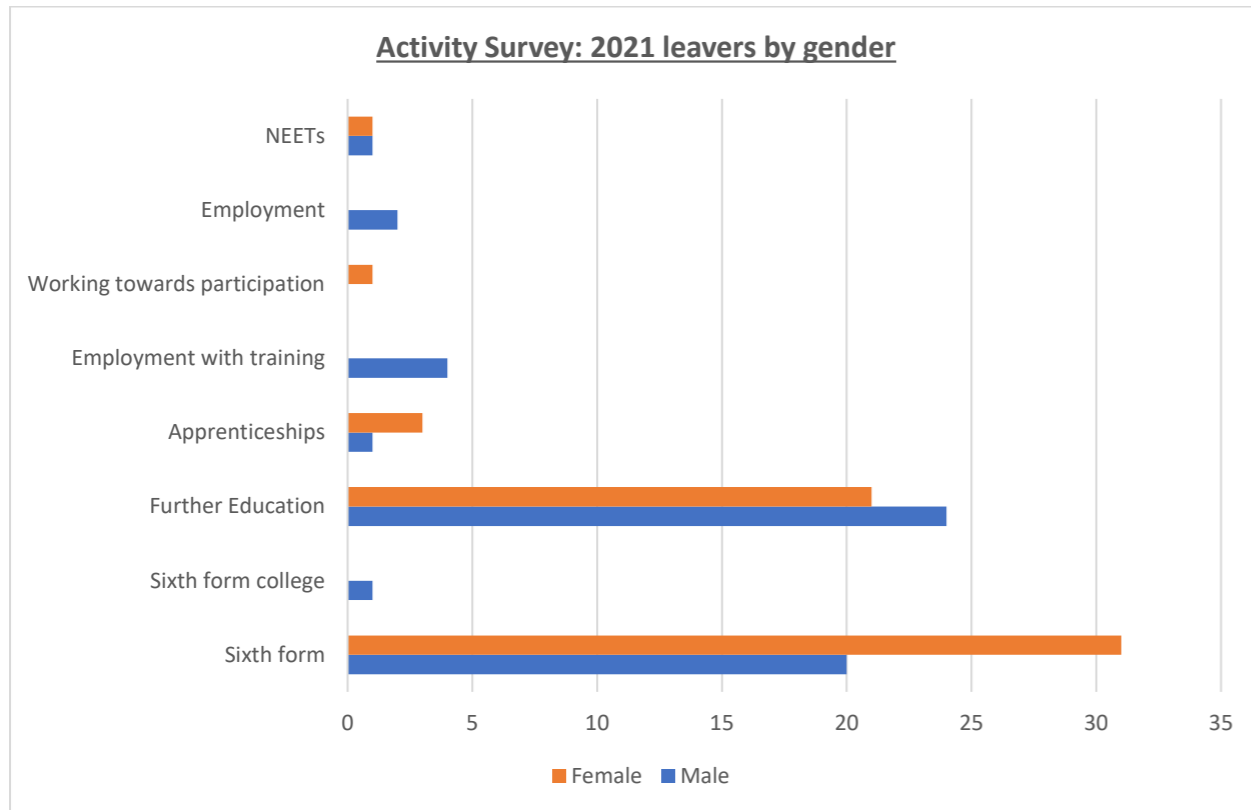
The data shows that a consistent 45-50% of our students continue into our sixth form, with 40-45% opting to attend further education colleges. Approximately 5% of our students choose to enter apprenticeships post-16, with many choosing to continue to sixth form and then apply for a higher/degree apprenticeship at the end of year 13.

The data also shows that as a school we have a higher rate of students participating than nationally. We also have a lower proportion of NEETs students than nationally.

The number of students not participating within education, employment or training from Netherhall School increased in 2021, equating to two students. This reflects the national trend, which also saw an increase in the number of students not continuing their education or training.

Further national data can be found at: <https://explore-education-statistics.service.gov.uk/data-tables/permalink/21393eb5-696a-4679-bdd5-c80f916ad7a2>.

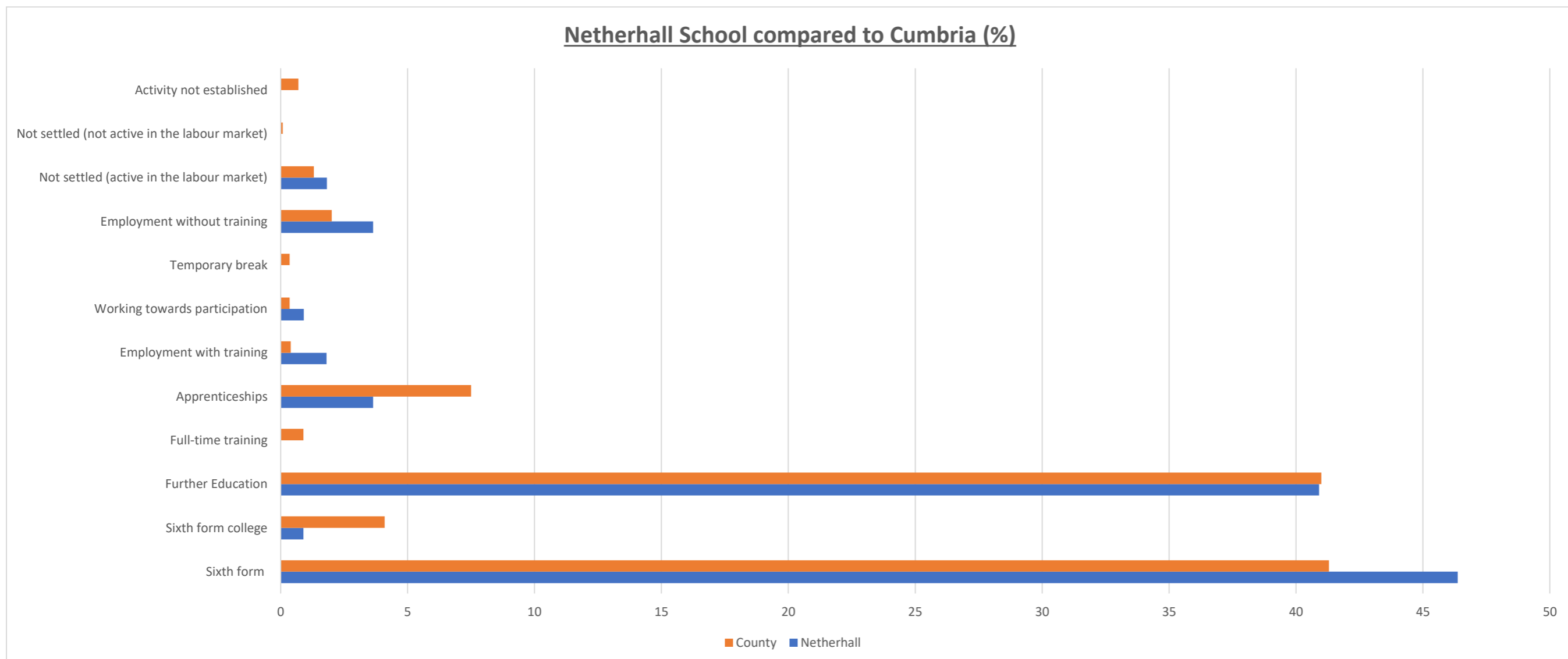
2021 Leavers - Activity Survey



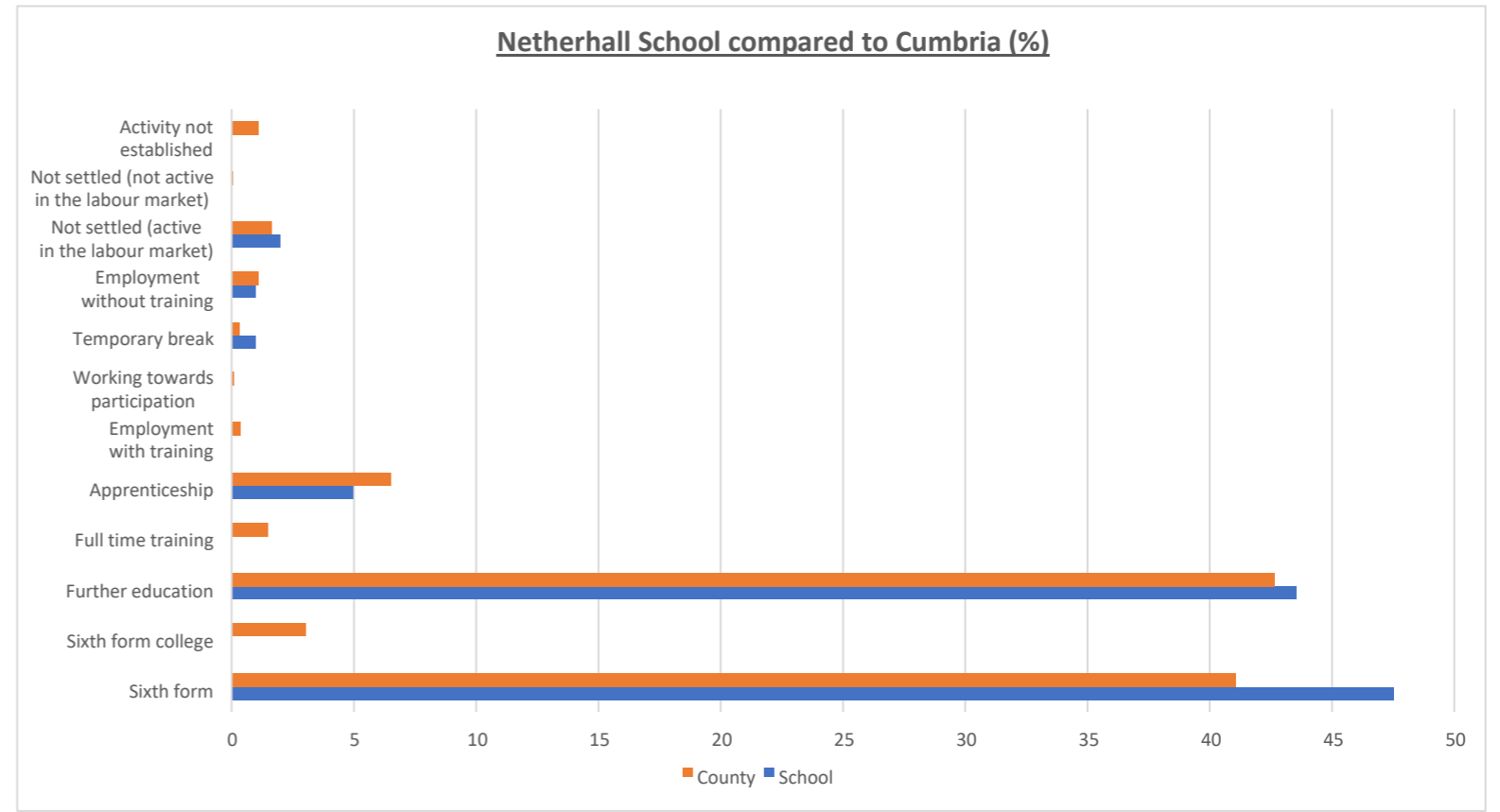
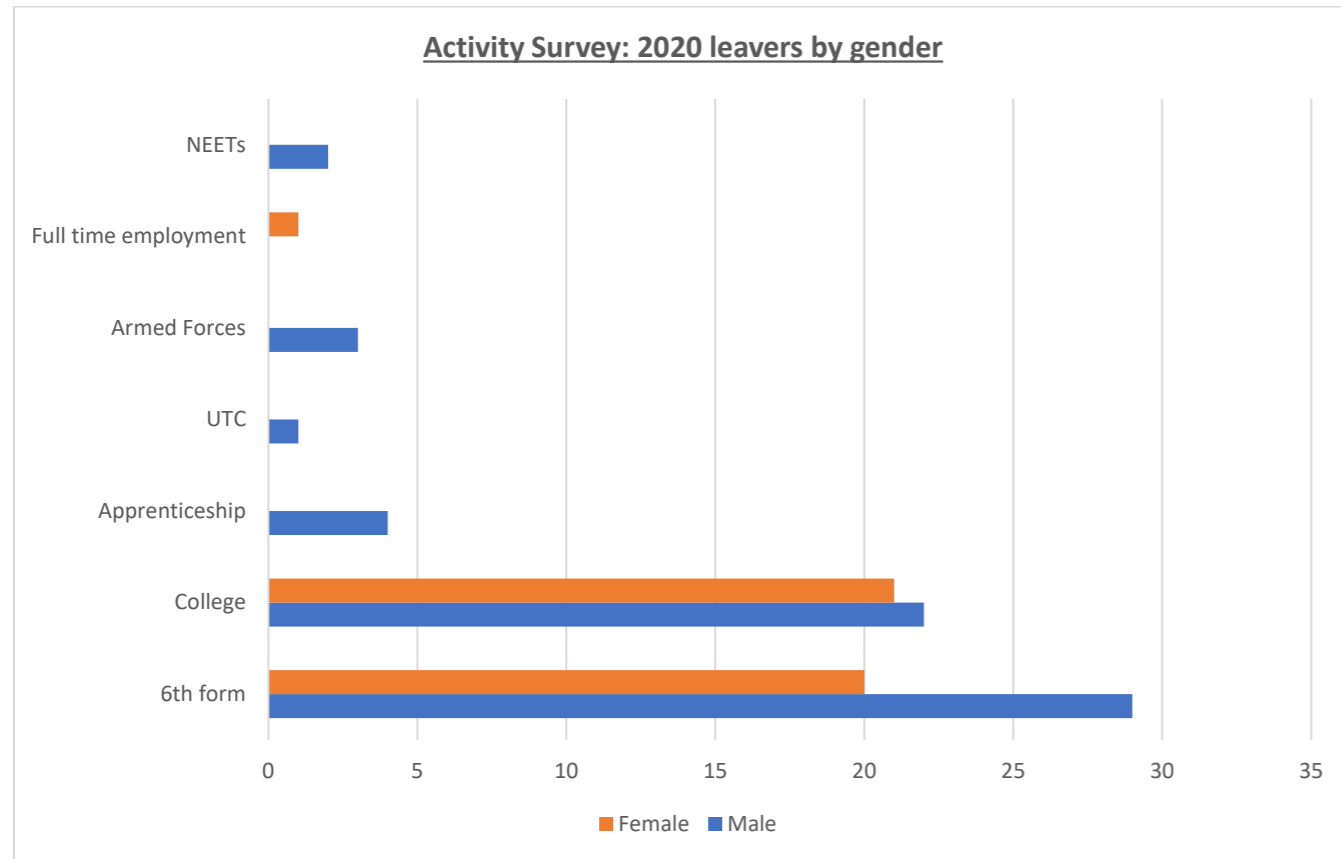
The number of students going to sixth form remained steady compared to the previous year, at around 47%.

The data shows an increase in the number of students choosing an apprenticeship, this was due to an increase in the number of girls choosing this pathway.

All three SEND EHCP students in this cohort continued on to suitable pathways at a local college.



2020 Leavers - Activity Survey



2019 Leavers - Activity Survey

