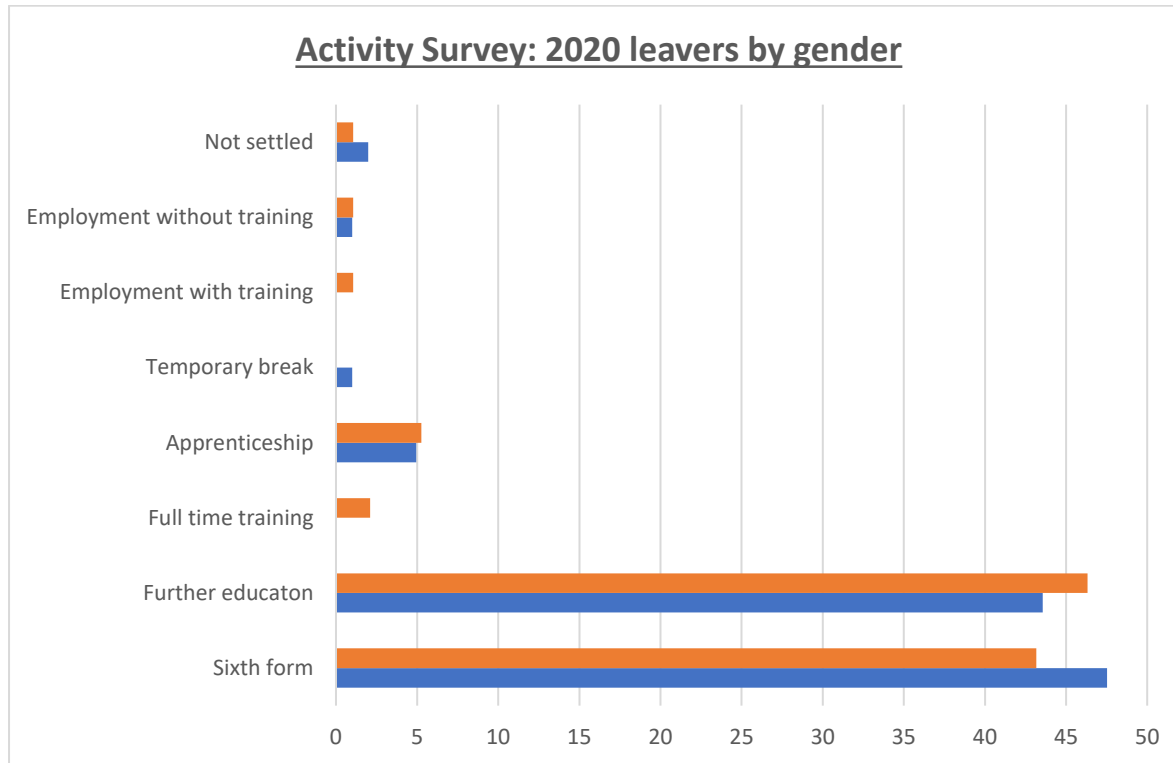


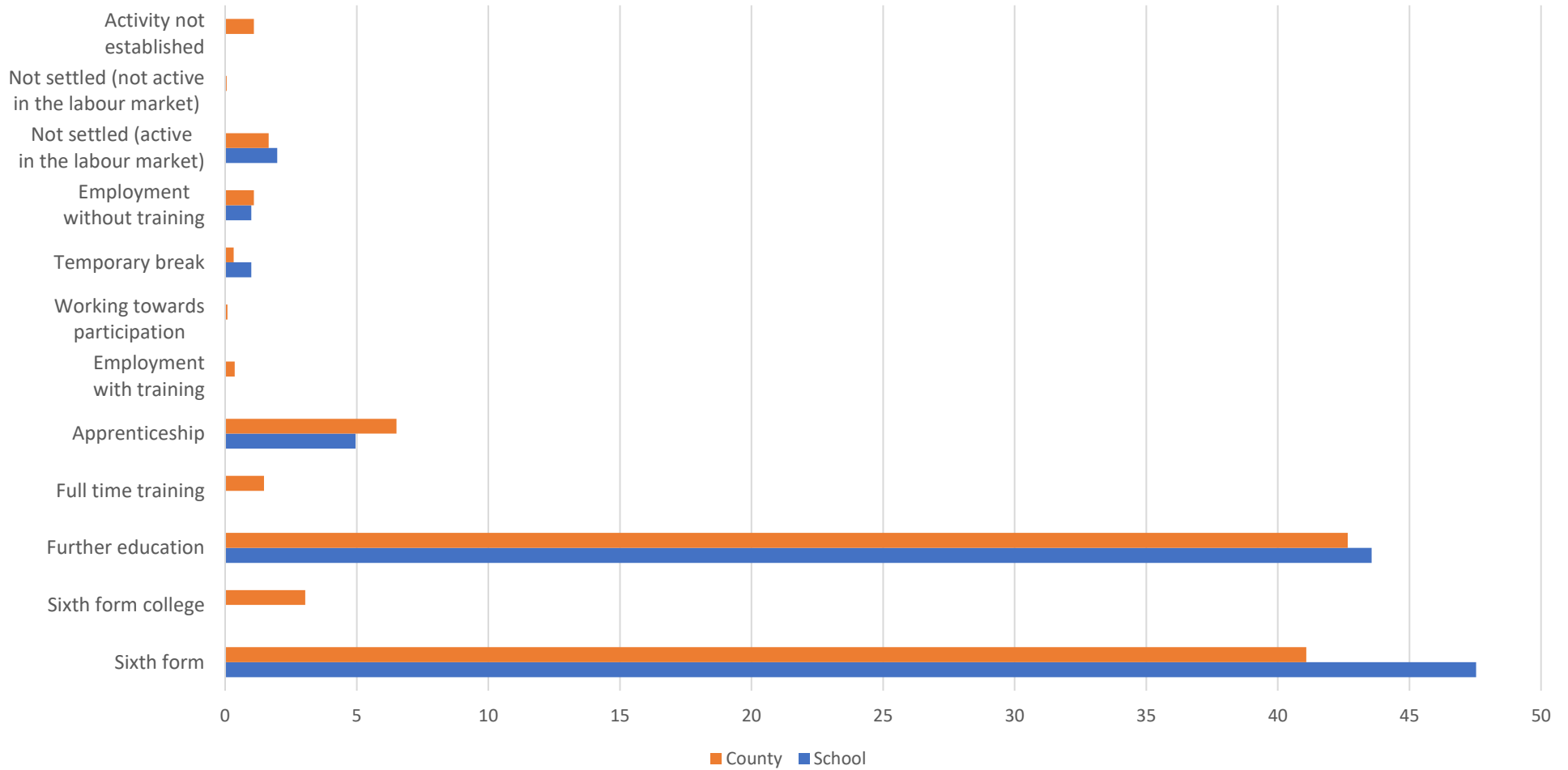
Netherhall School: KS4 Destination Information

Activity Survey: 2020 leavers

Inspira collate information of where each student from our previous year 11 cohort is attending on 1st November. This called the activity survey and it shows the post-16 routes of our most recent year 11 cohort. Please see below for the information of our August 2020 year 11 leavers



Activity Survey: 2020 leavers
Netherhall School compared to Cumbria (%)



	Meeting the duty to participate						Working towards	Temporary break	Not participating			
	Sixth form	Sixth form college	Further education	Full time training	Apprenticeship	Employment with training	Working towards participation	Temporary break	Employment without training	Not settled (active in the labour market)	Not settled (not active in the labour market)	Activity not established
Netherhall (101)	47.53	0.00	43.56	0.00	4.95	1.05	0.00	0.99	0.99	1.98	0.00	0.00
County (5328)	41.08	3.04	42.66	1.48	6.51	1.07	0.36	0.32	1.09	1.65	0.06	1.09
Difference	+6.45	-3.04	+2.90	-1.48	-2.44	-0.02	-0.36	+0.67	-0.10	-0.33	-0.06	-1.09

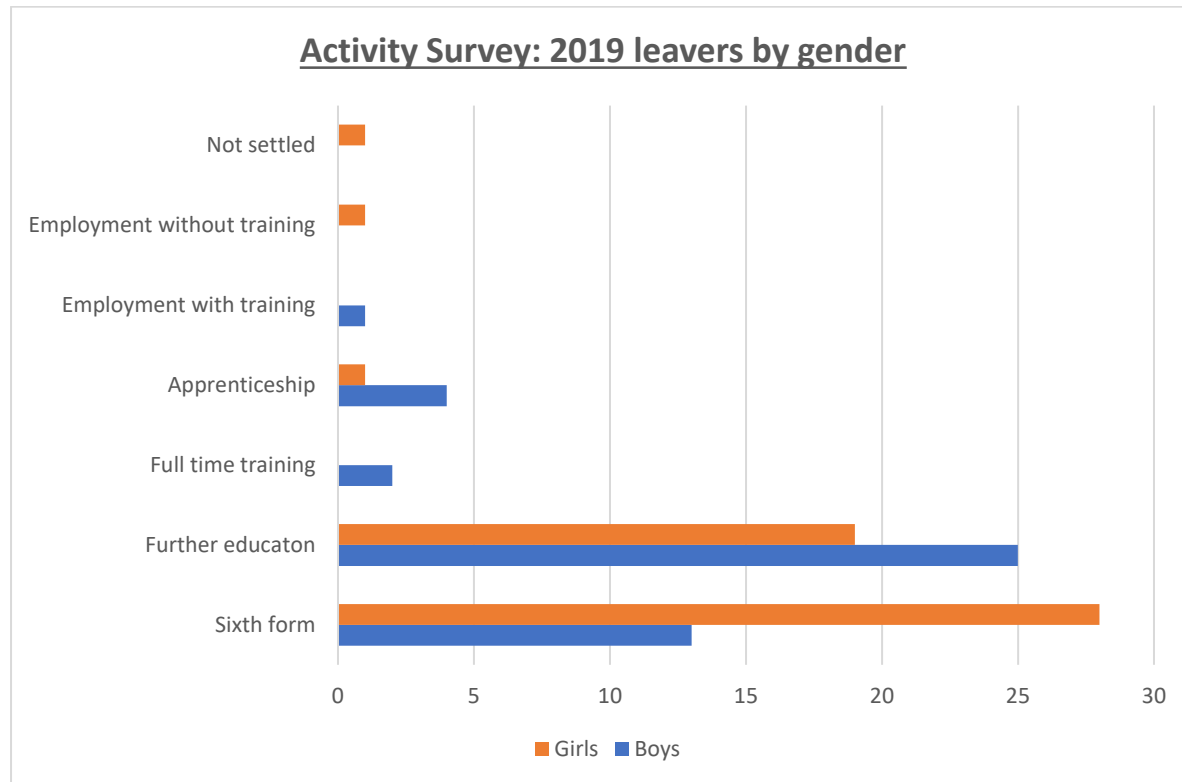
This data shows that a slightly higher proportion of our students choose to attend sixth form or further education than the average in Cumbria. Fewer of our students go on to apprenticeships after year 11 than the average in Cumbria.

We have 1% fewer students than the Cumbria average who are NEETs at the time of the activity survey in November. As a school we recognise the importance of students choosing suitable post-16 routes in order to find sustained education, training and employment. To support students in avoiding NEETs, we:

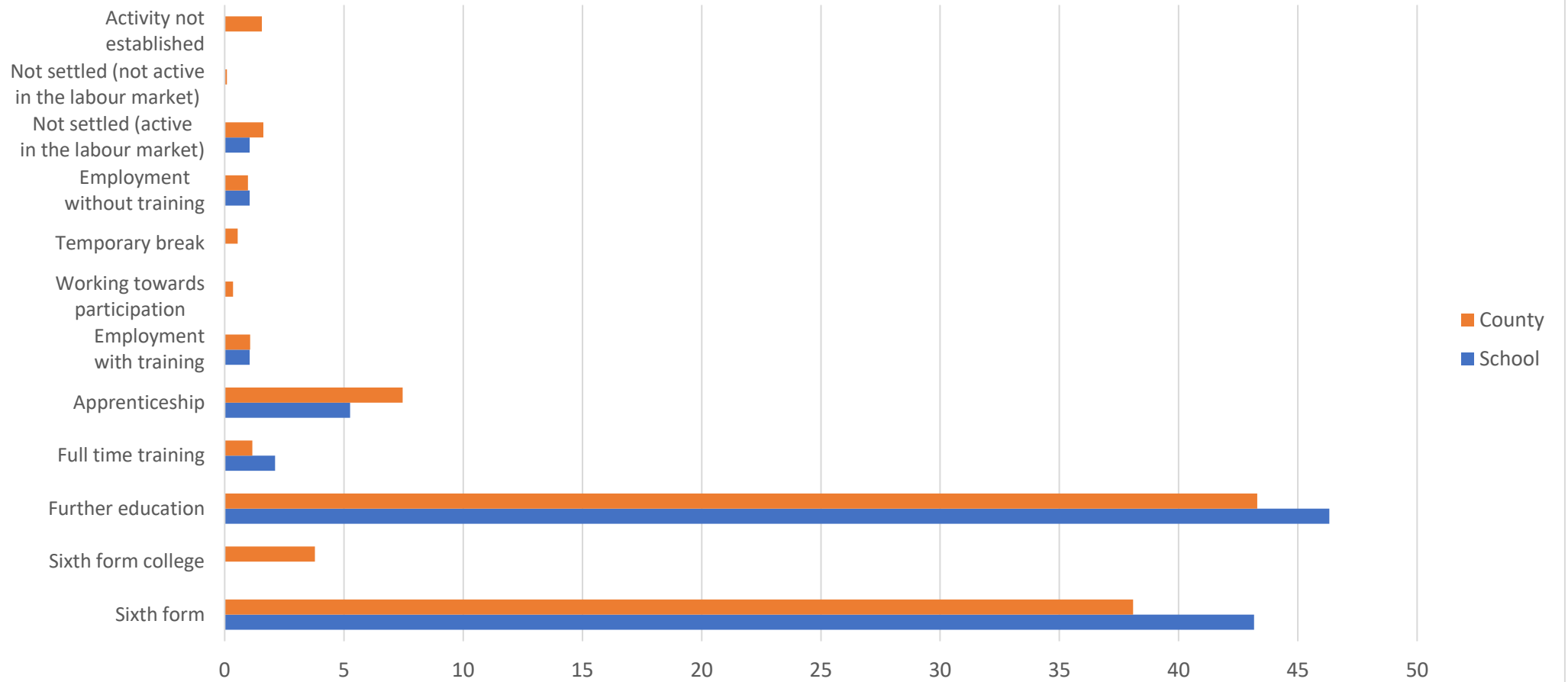
- Identify any students at risk of NEETs (not in education, employment or training) using the tool
- All students in year 11 receive an impartial career guidance interview from Inspira
- SEND, CLA and at risk of NEETs students receive two impartial career guidance interviews as well as guidance through PEPs, Annual Reviews etc
- At risk of NEETs students participate in the Launchpad scheme with Inspira to support them from their application processes to beginning their courses
- Intended destinations are collected by the Careers Lead who then liaises with the pastoral team to ensure they are suitable or who needs additional support
- The pastoral team and teaching staff in school liaises closely with the Head of Sixth Form to ensure students select suitable KS5 options
- The pastoral team meet with local providers such as Lakes College to discuss key students who may need more support or monitoring initially
- SEND students have extended transition with support to their chosen pathway in the spring and summer term
- We hold events in school such as the CV writing workshops and mock interviews to prepare students for the process and build their confidence in such situations
- Assembly visitors to talk to students from post-16 providers
- Further Education Fair with representatives from colleges, sixth form, apprenticeships, universities, armed forces and other training providers
- Students are encouraged throughout school to participate in extracurricular activities to develop their skills outside of lessons such as Duke of Edinburgh, the React Programme and NCS

Activity Survey: 2019 leavers

Inspira collate information of where each student from our previous year 11 cohort is attending on 1st November. This called the activity survey and it shows the post-16 routes of our most recent year 11 cohort. Please see below for the information of our August 2019 year 11 leavers



Activity Survey: 2019 leavers
Netherhall School compared to Cumbria (%)

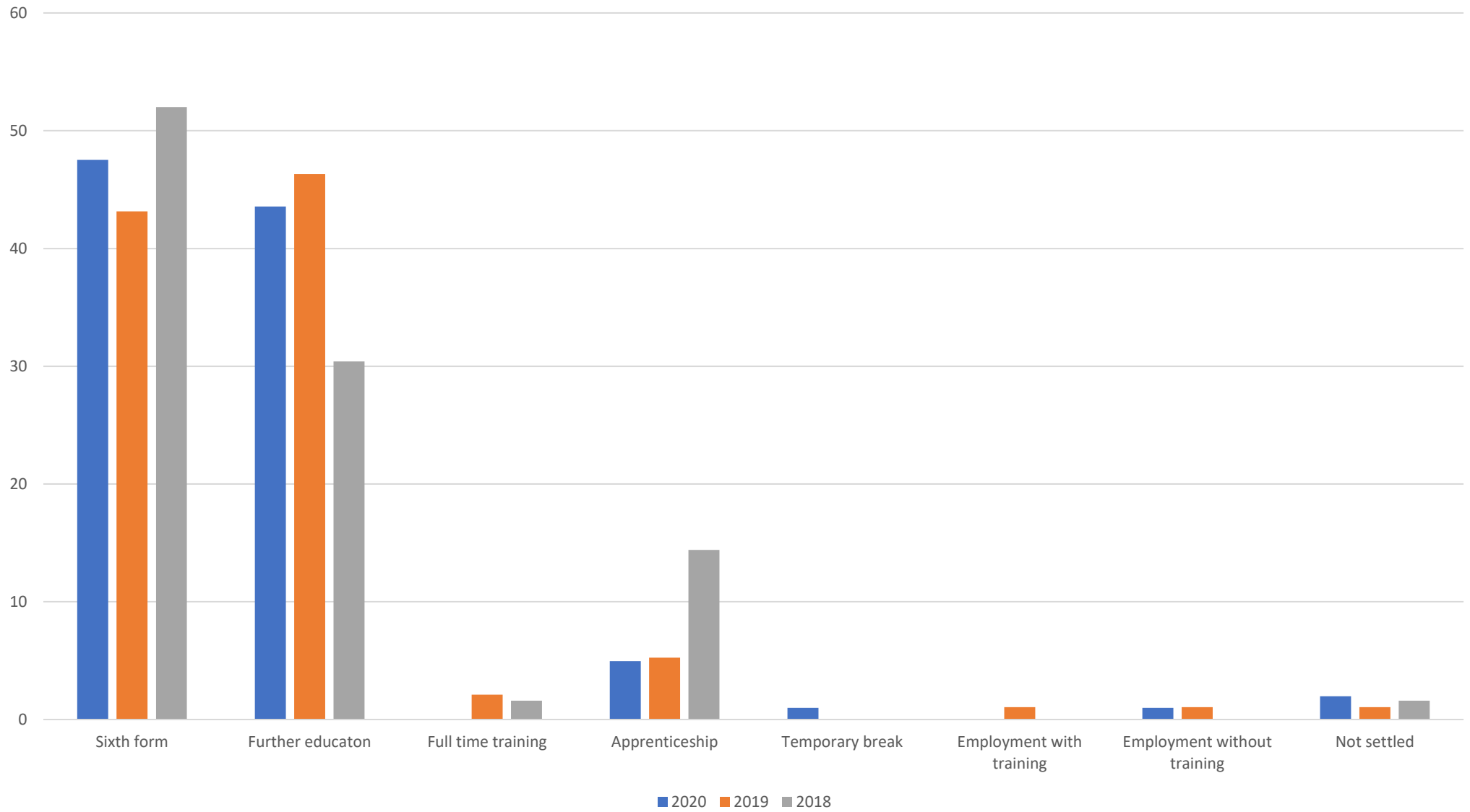


	Meeting the duty to participate						Working towards	Temporary break	Not participating			
	Sixth form	Sixth form college	Further education	Full time training	Apprenticeship	Employment with training	Working towards participation	Temporary break	Employment without training	Not settled (active in the labour market)	Not settled (not active in the labour market)	Activity not established
Netherhall (95)	43.16	0.00	46.32	2.11	5.26	1.05	0.00	0.00	1.05	1.05	0.00	0.00
County (5519)	38.09	3.78	43.30	1.16	7.46	1.07	0.35	0.54	0.98	1.62	0.09	1.56
Difference	+5.07	-3.78	+3.02	+0.95	-2.20	-0.02	-0.35	-0.54	+0.07	-0.57	-0.09	-1.56

This data shows that a slightly higher proportion of our students choose to attend sixth form or further education than the average in Cumbria. Slightly fewer of our students go on to apprenticeships after year 11 than the average in Cumbria.

We have over 2% fewer students than the Cumbria average who are NEETs at the time of the activity survey in November.

Three year trend of destinations of Netherhall School KS4 leavers from Activity Surveys 2018-2020



NB. Destination measures and activity surveys

Destination Measures are collected from a variety of data sources collectively known as the LEO dataset. This includes HMRC, DWP and HE funding bodies. The Destination Measure is the official statistics published by the DfE in performance tables and, as they are collected from a variety of sources, take some time to collate so are not published for two years after the pupils leave key stage 4 and 5. The other key difference is that the destination measures record a sustained destination. The young person has to have stayed in their destination for 2 consecutive terms to record a positive destination. This is recorded by the DfE as October to March.

The activity survey provided by Inpsira on behalf of Cumbria County Council takes a snapshot of destinations of students in the first few months of 'year 12', allowing schools to see the participation of their previous students in the interim before the destination measure is published.

2017 leavers Destination Measure

	School	Local authority	England
Pupils staying in education or employment for at least 2 terms after key stage 4	95%	96%	94%
Total number of pupils included in destination measures	98	4915	528139
Pupils staying in education for at least 2 terms after key stage 4	73%	81%	87%
Further education college or other further education provider	29%	40%	37%
School sixth form	44%	39%	37%
Sixth form college	0%	0%	11%
Other education destinations	1%	2%	2%
Pupils staying in apprenticeships for at least 6 months after key stage 4	12%	11%	4%
Pupils staying in employment for at least 2 terms after key stage 4	9%	4%	3%
Pupils not staying in education or employment for at least 2 terms after key stage 4	5%	4%	5%
Destination unknown	0%	0%	1%

Data provided by DfE